

Technical Data Sheet

Architectural Terrazzite Floor Topping System *allnex*

DESCRIPTION:

Architectural Terrazzite is a thin set (6mm) synthetic resin bound Terrazzo floor finish featuring a colour resin base and numerous aggregate types. The final effect is determined by both the resin base colour and the choice of Marble chips | aggregates. This offers the designer an unlimited choice of colour, chip appearance and overall layout.

The floor may be laid with colour patterns, borders, metal (brass) dividing strips or in any effect required.

Architectural Terrazzite is a hard wearing, jointless (not tiles), thin set polished Terrazzo that may also emulate the look of Polished Concrete

TYPICAL FEATURES | BENEFITS:



- Excellent aesthetic appeal.
- The standard grade has an installation odour for 3-6 hours). For **No odour** during installation (Use the **Architectural Terrazzite ZV system** in this situation).
- Can incorporate detailed inlays, designs, logos and patterns within the floor topping.
- Non-yellowing
- Good exterior weathering resistance and durability
- Very good abrasion and scuff resistance.
- Excellent adhesion to properly prepared substrates.
- Excellent impact resistance.
- Easily cleaned and maintained with the correct polishes.
- Not moisture permeable.
- Excellent resistance to thermal shock.
- Slip resistant option available for wet areas – refer to allnex Industries.
- Colour: Available in a wide range of colours.



Environmental rating:

Architectural Terrazzite is supplied in two forms:

Architectural Standard and Architectural ZV versions. Both emit, on curing, less than one gram / lt of emitted materials .

These therefore are both considered to comply with Green Star or LEEDS systems for a star for applied coatings for low emission of solvents.

The standard version has an odour during application (but still emits far less than 1gram/litre).

The Architectural ZV (zero VOC or zero volatile organic compounds) has no odour during installation.

This latter system would have enhanced ratings for lower workplace impact.

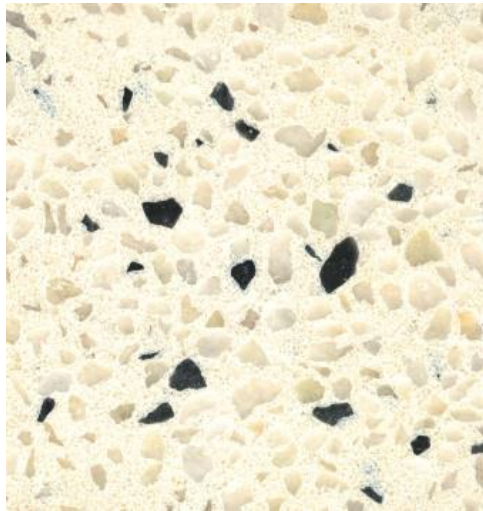
The resin is mixed on site with NZ sourced marble aggregates. Around 80% of the system is marble aggregate and only 20% resin.

COLOURS:

The Architectural Terrazzite has a range of base (resin) colours.

The addition of marble, first fired glass, mirror glass etc. makes up the desired effect.

See sample colours below:



10A01



08B17 – 50%



08B17



AT5 ref: 1129



10A01 White : no black chip




AT15



NC4



NC5



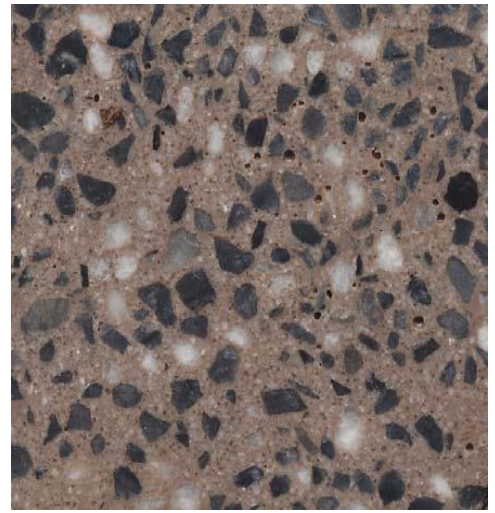
Hay ref: 1129



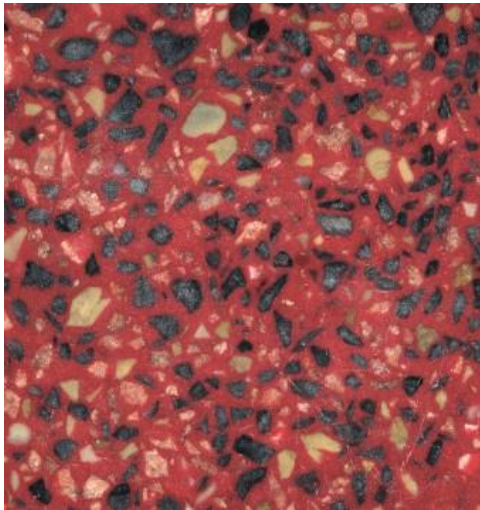
6.5B06



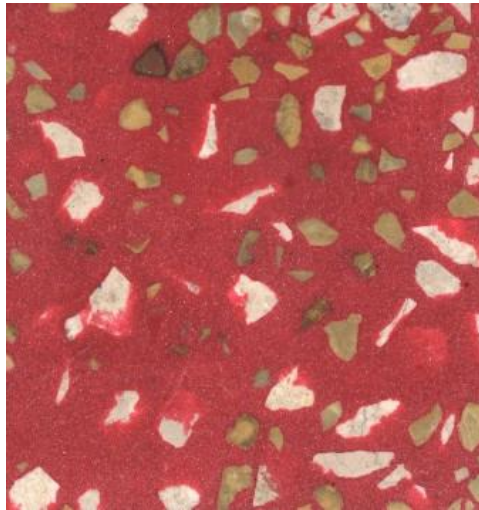
1139




08B23 ref: 1501



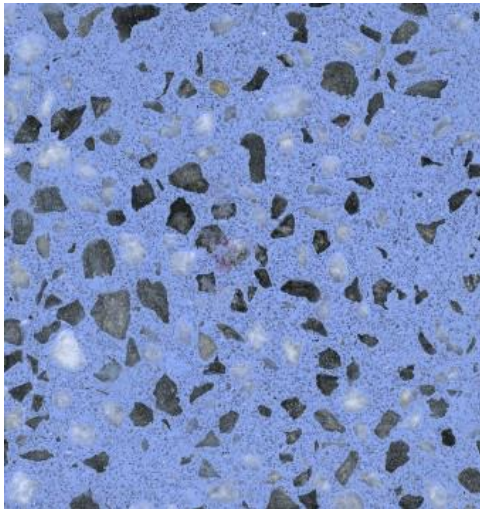
1BR53 ref: 1108 Jazz



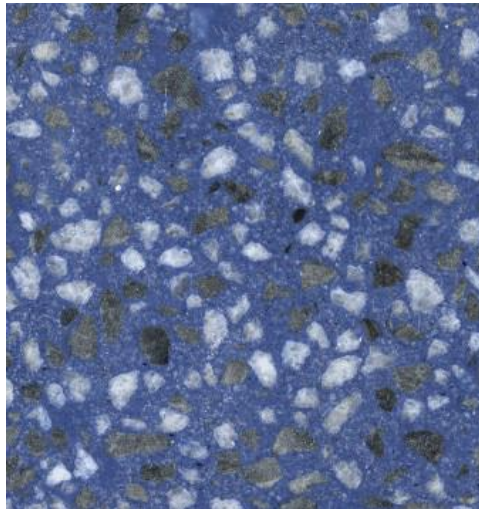
1BR53 ref: 1108 Jazz - no black chip



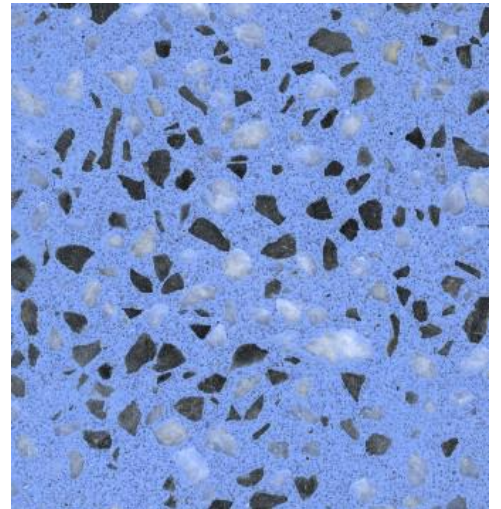
04C40



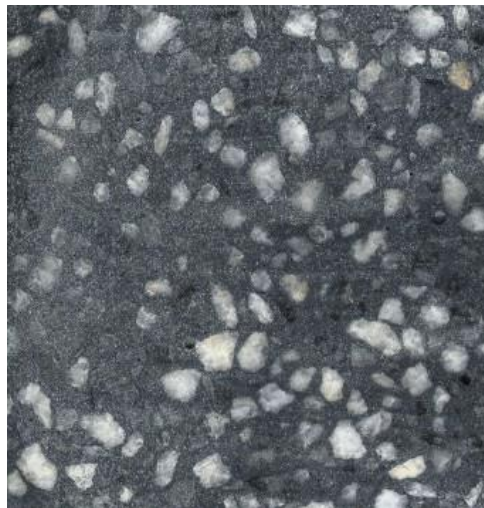
20D43



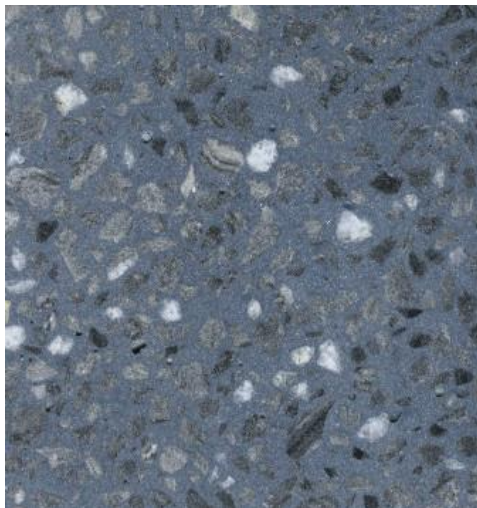
20D45



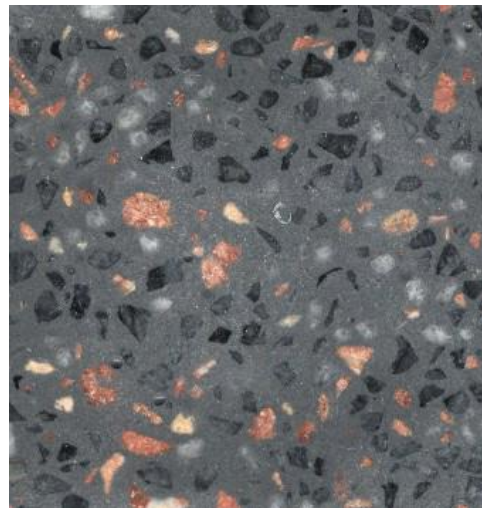
20E51




30B07 041 ref: 1129




5405C



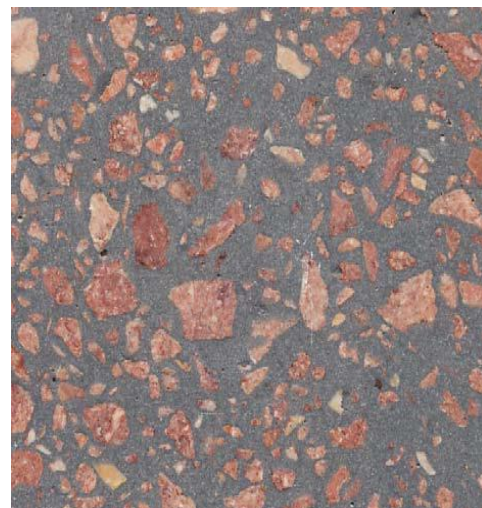
Charcoal



DMJ3




Black red 1112




Embers




1625 / 10A07



1748 / 00A07



1760 with crushed mirror




1764 / 18B17




1765 / 10A03




1626 / 08B27



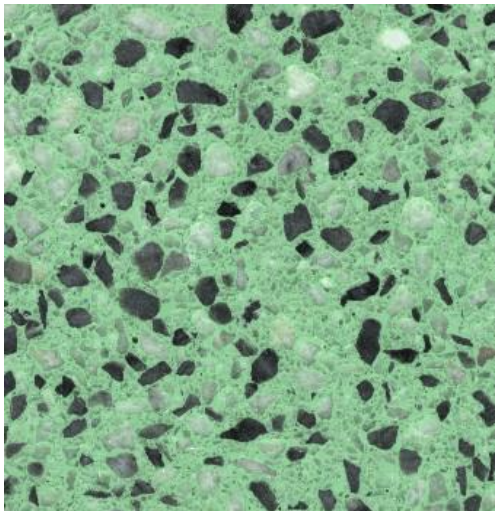
Half Beige - with shell



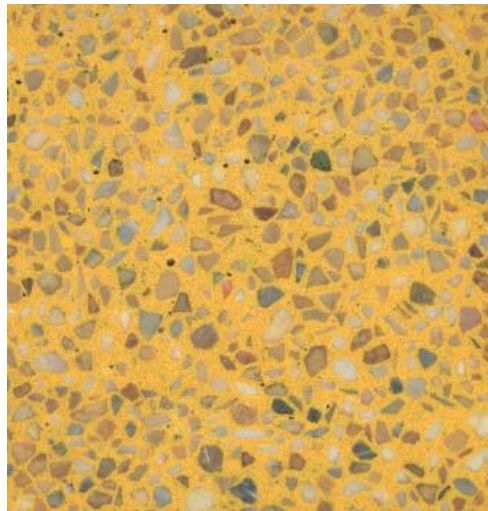
US5




US7



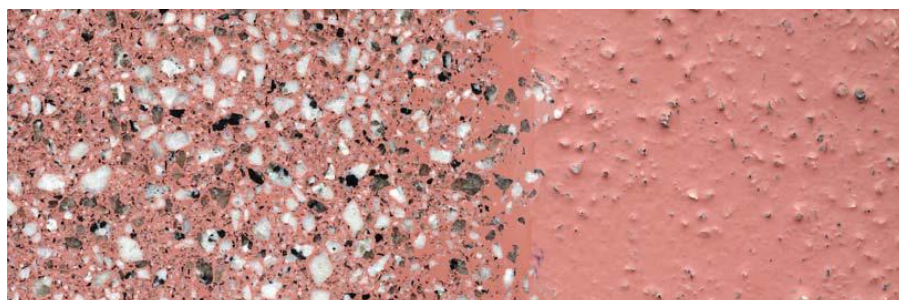
US8



US9



US10



Granite based red Architectural Terrazzite showing how the aggregate effect is exposed after diamond grinding of the applied surface

PERFORMANCE DATA:

Properties	Values	
Minimum Application Temperature: Air	+10°C	
Maximum Application Relative Humidity: Air	85%	
In-service temperatures:	-30 to +80°C	
Abrasion Resistance ASTM C501 (H22 abrasive wheels and 1000gm load)	Abrasive wear index 22	
Fire properties: Critical radiant flux: TEST METHOD AS/ISO-9239-1	7.4KW/m²	
Flammability AS 1530.3-1989:	Ignitability Index (0-20)	10
	Spread of Flame Index (0-10)	6
	Heat Evolved Index (0-10)	3
	Smoke Developed Index (0-10)	6
Ignitability: Tested in accordance with BS4790:1987	Time till flame extinction:	Pass:
	Time of after-glow:	30 seconds
	Containment radius:	4 seconds
		15mm
Co-efficient of thermal expansion: ASTM C531	1.49 x 10-5/°C	
Shore D hardness:	38	
Cohesive failure of the concrete:	1.3Mpa	
Compressive strength:	62Mpa	
Flexural strength:	17.6Mpa	
Tensile strength: ASTM C307	10.1Mpa	
Slip resistance: NZ/AS 3661 1993	Dry	Complies
Slip resistant option available for:	Wet areas	0.65 – refer allnex Industries
Minimum thickness:	6.0mm	
Weight: m²@ 6.0mm thick	12.88kgs/m²	
Hard Dry	25°C -50%RH	3 hours
Light Foot Traffic	25°C -50%RH	3 hours minimum
Full Use	25°C -50%RH	> 4 hours

RECOMMENDED USES:

- Floors where aesthetic appeal and wear resistance is a prime requisite.
- To give a cleanable attractive floor in areas subject to excessive foot traffic.
- Shopping Malls
 - Retail: shops, offices.
- Supermarkets
 - Food Halls
- Company logos in entrances or foyers
 - Showrooms, display areas.

LIMITATIONS:

- Application below +10°C.
- Application to green (uncured) concrete. Allow 28 days.
- Application over existing coatings – remove.
- Application where fumes may contaminate adjacent foodstuffs (only applies during and for 3 hrs after application).
(Refer allnex Industries: - Architectural Terrazzite ZV Technical Literature for no-odour installations).
- Application to unsound substrates.
- Application to incorrectly prepared surface.

SUBSTRATE:

All substrates shall be stable and solid.

Concrete: New

Shall have a surface which has been mechanically trowelled to AS3610:1995 U3/NZ/3114:1987U3 finish.
Concrete shall be cured for a minimum of 28 days prior to the installation of the Architectural Terrazzite.
Minimum Compressive Strength at 28 days cure: 25 MPa. (25 N/mm²)
The moisture content shall be less than: 75% RH.
Have a suitable vapour resistant membrane beneath the concrete.

Concrete: Old

Minimum Compressive Strength: 25 MPa. (25 N/mm²)

The moisture content shall be less than: 75% RH.

Have a suitable vapour resistant membrane beneath the concrete.

****Note****

If the substrate is an above grade slab and waterproofing is required to comply with NZBC E3, then tank the floor and upstands with a layer of 450gsm CSM fibreglass. This will provide a seamless waterproofing layer.

allnex Construction Products should be consulted when installing allnex Architectural Terrazzite on any suspended floor slab.

PLYWOOD | TIMBER | FIBRECEMENT

Consult allnex for information.

QUALITY ASSURANCE:

The allnex Licensed Contractor shall ensure all QA checks have been undertaken prior to the installation process and subsequently during the installation process. The completed documentation must be made available to allnex and the client/clients authorised personnel. The product is to be installed within the required control range to ensure a fully cured hard wearing monolithic floor coating system.

Information to be recorded daily is:

- Concrete sub-base or prefill mix.
- Material batch numbers used.
- Sequence of mixing, ratios and quantities and formula.
- Substrate moisture content & Substrate temperature.
- Ambient temperature | Ambient relative humidity.
- Daily detail of licenced contractors on-site.

SURFACE PREPARATION:

Remove all concrete curing agents, contaminants and any other material likely to affect the adhesion of the Architectural Terrazzite. Prepare concrete by mechanical abrasion method to CSP7-8.

STZ PREFILL: (for adding falls, slope modification and floor angles)

Where required:

STZ Prefill System types: [Refer: STZ Prefill Technical Literature](#).

The falls must be specified pre-tender. (Architectural Terrazzite is medium build floor topping and prefill may involve significant extra materials).

The quantities of materials required to raise the floor height at wall perimeters is often underestimated. To do this may involve significant extra costs and should be discussed and agreed.

It is a very common for STZ Prefill System to be used under Architectural Terrazzite to create falls | Levels and other filling applications. Normally for new work falls and the correct levels are laid in the concrete.

SLIP RESISTANT FINISHES:

Refer: allnex Industries.

CONCRETE CONTROL JOINTS:

All control joints are to be reflected through the Architectural Terrazzite. These may be used / incorporated as part of the design/pattern of the floor.

SURFACE FINISHING OF THE ARCHITECTURAL TERRAZZITE:

Once installed, Architectural Terrazzite is progressively finished with finer grinding stones until an even aggregate effect is obtained. All areas must be evenly treated.

Prior to handing over, two coats of **CRYSTAL SEAL** are applied to prevent contamination.

Wet areas: To more fully seal the surface apply two coats of Revathane non-yellowing glaze in place of the Crystal seal.

Note

If the solvent based Crystal Seal or Revathane cannot be used because of fumes, then use three coats of non-yellowing Aquaglaze UV.

The floor owner should then immediately treat the floor with multiple coats of a normal water-based floor polish. This should be repeated on a normal basis as part of the floor maintenance. (Refer: Cleaning | Maintenance section below)

CLEANING | MAINTENANCE:

Always use a sealer and a polish with Architectural Terrazzite

Architectural Terrazzite floors require sealers and top finishes to protect the marble-based finish, they must be maintained as a lack of these polishes can lead to a dull floor, scratching and loss of life. Slip resistance is conferred by the properties of the polish system.

Note
Buffing on its own will lead to a loss of polish, a dull finish and subsequently surface damage.

Sealer | Floor Finish & Protection Materials

Approved systems are:

ADVANCE International cleaning systems	
System Step	Product
Basecoat	Pioneer Eclipse Sealer: First Step Sealer
Top-finish	Pioneer Eclipse Equinox, Sta Brite 20
Maintainer	Eclipse Extend Auto-burnish Cleaner
Cleaner	Pioneer Eclipse Neutral Cleaner

Plan Daily, Weekly and Quarterly cutbacks to maintain top appearance and life.
(Refer to specific product recommendations).

Note
Do not use strong acidic, alkaline or chlorine-based cleaners on Architectural Terrazzite as they will attack or discolour the marble composition of the Architectural Terrazzite or metal strips.

Ensure all detergent materials, dirt etc. is thoroughly rinsed from the surface following cleaning.

Architectural Terrazzite floors require sealers and top finishes to protect the marble-based finish, they must be maintained as a lack of these polishes can lead to a dull floor, scratching and loss of life. Slip resistance is conferred by the properties of the polish system.

FIXING OF PLANT AND MACHINERY:

Mechanical fixings into the floor must be resin fixed. This is to ensure that there is no water migration into the substrate. Conventional expanding plugs, screws or anchors are not an acceptable fixing method.

CHEMICAL RESISTANCE:

Chemical spillages should be cleaned up immediately.

PRODUCER STATEMENT

The products, systems and application of allnex Architectural Terrazzite comply with the requirements of the Building Industry Authority and related acts. Two items of key importance are complied with. These are slip resistance and durability. The warranties implied by the “Durability” code are accepted and complied with. The factors required by the slip resistance code are also complied with. Complies with D1 Access routes.

FULL SPECIFICATION:

A full and highly detailed specification is available on request from allnex Industries Ltd. This specification is to be read in conjunction with relevant technical data sheets. If in doubt please contact allnex Industries Ltd, Construction Products Division.

HEALTH & SAFETY: Refer: [safety data sheets \(SDS\)](#).

- Contractors are to comply with all current legislation when using this product.



Installation of Brass Strip



*Architectural Terrazzo
has been installed*



Grinding Process underway



Completed Floor

Date: August 2021
Replaces: April 2020

Allnex Construction Products, a Division of Allnex New Zealand Ltd
Auckland - 14 Industry Road, Penrose, phone: 09-583-6544.
Hamilton - 18 Somerset Street, Frankton, phone: 07-847-8658.
Wellington - Unit 9A, 4 Glover Street, Ngauranga Gorge, phone: 04-240-0305.
Christchurch - 112 Carlyle Street, Sydenham, phone: 03-366-6802.
Customer Service: 0508-882-288 cs.constructionnz@allnex.com
www.allnexconstruction.com

allnex

DISCLAIMER: This information appearing in this Document (**Details**) concerning the product which is the subject of the Document (**Product**) is either based on present technical knowledge and tests done by allnex or tests done by, and data supplied from third parties including you, the customer. Since the actual use by you and by others of the Product is beyond the control of allnex, no warranty or representation, express or implied is made by allnex regarding the suitability for such use, nor does allnex accept any liability arising out of the use by you of other products or materials, whether third party or not, that may be referred to in this Document. allnex recommends that you carry out your own tests as to the suitability of the Product for your purpose, regarding which you accept full responsibility. In addition, if any of the Details appearing in the Document are based upon tests done by, and/or data supplied by any third party, allnex provides no warranties or representations in connection with those Details and you, the customer waives any right you may have against allnex in connection with the accuracy, completeness or otherwise of the Details. The information in this Document is not to be construed as absolutely complete or accurate since additional information may be necessary or desirable when particular or exceptional conditions or circumstances exist or because of applicable laws or government regulations affecting use of the Product. allnex does not provide any warranty or representation to you that the Product does not infringe the intellectual property rights of any third party. All orders accepted shall be subject to the standard conditions of sale of allnex which are on the back of our invoice. In accepting the Product, you, the customer acknowledge and agree: **a.)** The Product is or may be of a hazardous nature and that you, the customer, are responsible for the disposal of the container housing the Product in accordance with the requirements and regulations of the relevant supervising government. **b.)** The Product has a limited shelf life and must be stored strictly in accordance with the guidelines and specifications related to it. **c.)** Where the Details relate to Product tested by allnex, those Details are indicative only, regarding which there may be batch to batch variation. **d.)** allnex gives no warranty or representation as to the applicability for the particular use by you, the customer, of the Product and you the customer shall be responsible for ensuring that the Product is fit for your intended use. **e.)** allnex's liability for breach of any term, condition, guarantee or warranty (express or implied and concerning the information in this Document or the Product more generally) including any liability for direct or indirect consequential loss (including indirect loss of profits), is limited to the maximum extent permitted by law and, at allnex's election, to either replacing or repairing the goods or paying the cost of replacing or repairing the goods, or in the case of services, supplying the services again.